



# PDK App Residential Guide

Mobile App User Guide



# Welcome to the PDK App Residential Guide!

Here's a step-by-step guide to help you navigate through the PDK App and make the most of its features.

# Table of Contents

**03** Installing the PDK App

**04** Setting Up Your Account

**05** Navigating the App

**06** Accessing Your Locations

**07** Account Management

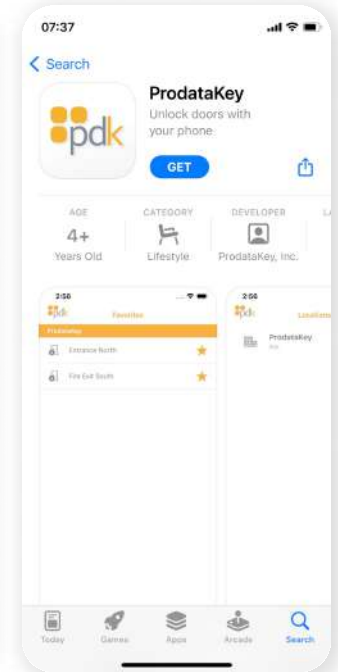
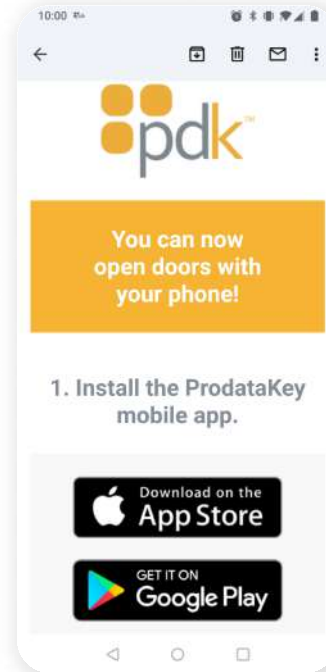
**10** When Installed on the Property

**11** Thank You

# Installing the PDK App

## Download and Install

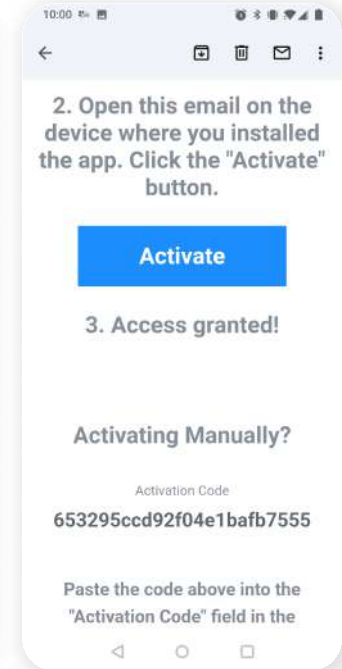
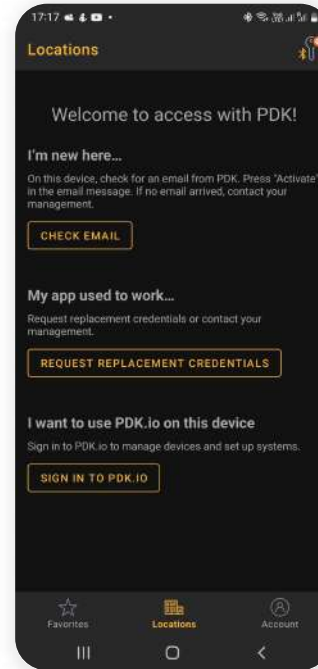
PDK app residential guide is available for download on Google Play and the App Store.



# Setting Up Your Account

## Email Verification

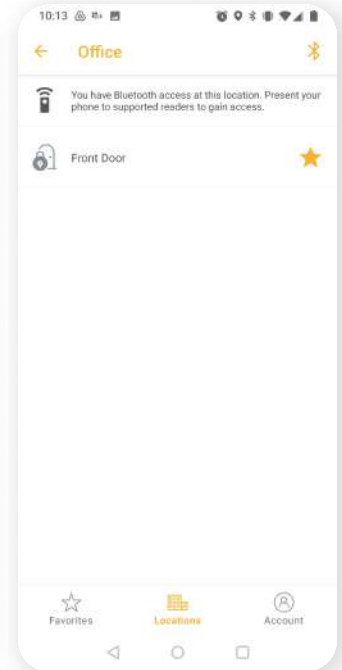
- After installation, check your email on the device where the app is installed.
- Look for an email titled "Your ProdataKey Credential is Ready" and follow the provided instructions.



# Navigating the App

## Access Points

- Once your access is granted, open the PDK app to view available access points.



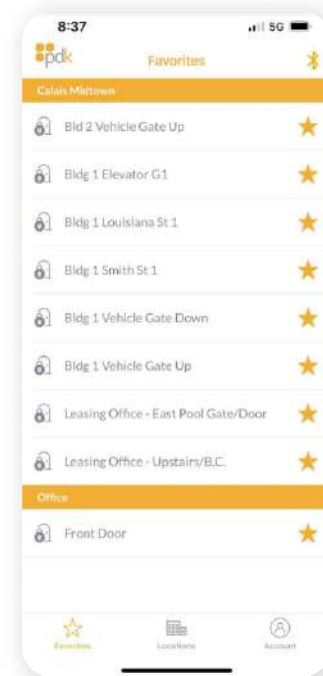
# Accessing Your Locations

## Bluetooth Activation

- If your initial app activation didn't enable Bluetooth access, kindly request Bluetooth activation from your operator.

## Remote Access

- To remotely open a door, press and hold on the desired access location within the app.
- For convenience, you can mark frequently used access locations as "favorites."

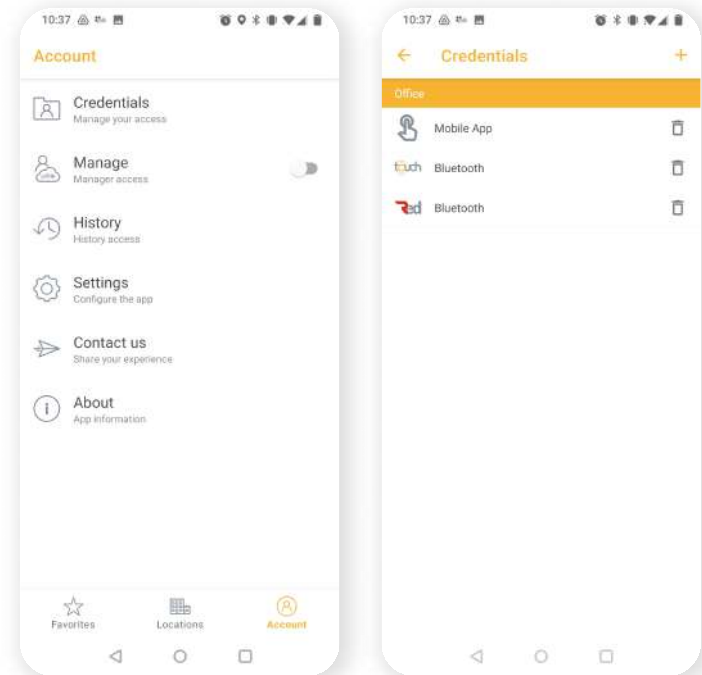


# Account Management

Upon accessing the "Account" section, you'll be presented with a list showcasing various features:

## 1. Credentials

- View a comprehensive list of credentials assigned to your account.



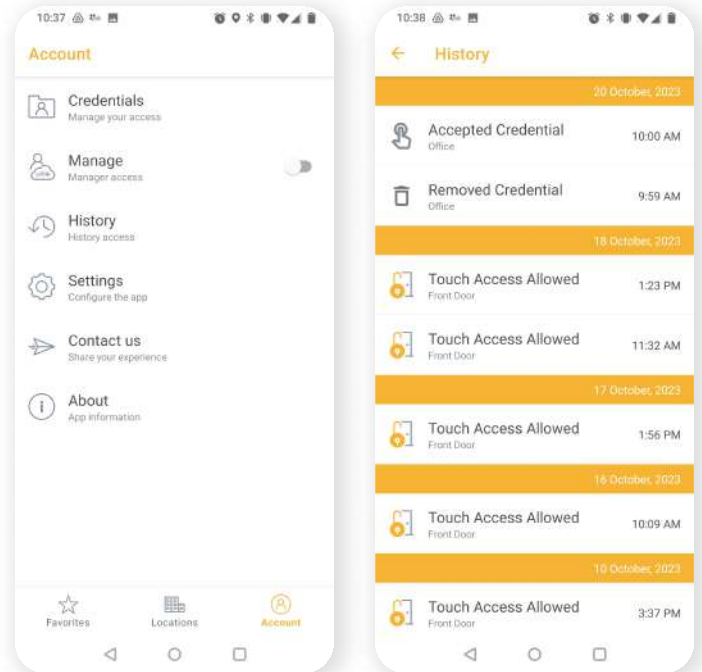


## 2. Manage → Manager Access

- Toggle to allow other managers to oversee community access points. You'll need your pdk.io credentials to activate manager features.

## 3. Access History

- Review a detailed history of access points and requested permissions.

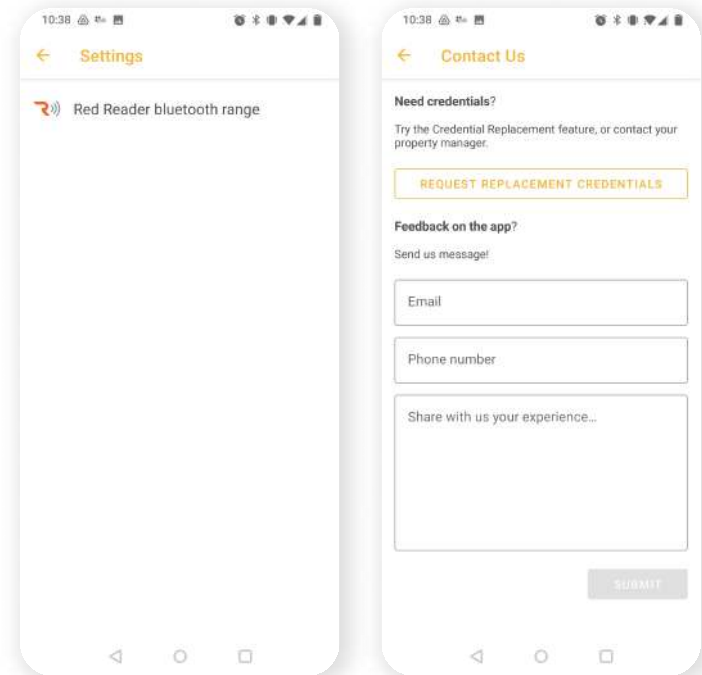


## 4. Settings

- Adjust and customize your Bluetooth unlock range, ensuring secure scanning at each location.

## 5. Support

- For queries or assistance, navigate to the "Contact Us" section within the app and fill out the provided form.



# When Installed on the Property

## Using a Fob

- For quick access, scan your key fob or Bluetooth device whenever you encounter a designated reader.



## Using a Dial Pad

- When presented with a Keypad reader, you have two options:
  - 6.1. Scan your fob or Bluetooth device.
  - 6.2. Enter the entry code as provided by the management.



# Thank You!

Thank you for choosing the PDK App for your residential access needs. We're committed to ensuring a seamless and secure experience. If you have any questions or require further assistance:

- For **Greenlogic support**, please contact us at [support@greenlogicelectric.com](mailto:support@greenlogicelectric.com)
- For **PDK support**, reach out to [support@prodatakey.com](mailto:support@prodatakey.com)

**GREENLOGIC**

*Helping Secure a Brighter Future*

 Office: +1 713-489-2252

 [support@greenlogicelectric.com](mailto:support@greenlogicelectric.com)

 5200 Mitchelldale Suite E14, Houston, TX 77092

 [www.gogreenlogic.com](http://www.gogreenlogic.com)

